









# Solar Air Conditioner

## DC48V 5D INVERTER TYPE OFF GRID SOLAR AIR CONDITIONER



-   
Cool-air-flow  
Prevention
-   
Freeze Prevention
-   
Heating overload  
working
-   
LED display
-   
Sleep mode
-   
8-Hour OFF Timer
-   
Auto Operation  
or Smart

# Solar Air Conditioner

Model No.			TKFR-26GW/DC-BP	TKFR-35GW/DC-BP	TKFR-50GW/DC-BP	TKFR-60GW/DC-BP	TKF-72GW/DC-BP
			1HP	1.5HP	2HP	2.5HP	3HP
			0.75ton	1ton	1.5ton	1.8ton	2ton
<b>Performance</b>							
<b>Capacity</b>	Cooling	Btu/h	9000	12000	18000	20000	24000
		W	2600	3500	5200	6000	7200
	Heating	Btu/h	10000	130000	200000	240000	270000
		W	2800	3700	6000	7000	7900
<b>Noise</b>	Indoor	dB(A)	≤40	≤42	≤43	≤45	≤50
	Outdoor	dB(A)	≤50	≤52	≤54	≤56	≤58
<b>Air Circulation</b>		m <sup>3</sup> /h	450	550	650	850	1050
<b>Suitable Area</b>		m <sup>2</sup>	10~15	12~25	20~30	26~42	30~48
<b>EER</b>	W/W		4.56	4.76	4.84	4.66	4.67
	Btu/h/w		15.79	15.87	15.86	15.77	16.00
<b>SEER</b>		Btu/h/w	25.30	26.60	25.80	26.50	26.40
<b>Refrigerant</b>			R-410A	R-410A	R-410A	R-410A	R-410A
<b>Work Temp.</b>		°C	-15~60	-15~60	-15~60	-15~60	-15~60
<b>Power Consumption</b>							
<b>Power Input</b>		W	100~600	120~750	150~1100	180~1400	200~1500
<b>Rated Current</b>		A	4-28/2-14	4.3-35/2-18	3~27	3.5~30	4~33
<b>Input Power</b>		V	DC24/48	DC24/48	DC 48	DC 48	DC 48
<b>Dimension</b>							
<b>Indoor Unit</b>	NET	mm	745*255*195	775*260*210	1070*385*265	1070*385*265	1070*385*265
	Shipping	mm	780*240*305	840*325*265	1100*400*285	1100*400*285	1100*400*285
<b>Outdoor Unit</b>	NET	mm	645*245*495	790*260*540	850X290X580	850X290X580	850X290X580
	Shipping	mm	725*320*540	910*370*610	995*390*650	995*390*650	995*390*650
<b>Weight</b>							
<b>Indoor Unit</b>	Net/Gross	kg	11/13	13/15	15/17	16/18	20/22
<b>Outdoor Unit</b>	Net/Gross	kg	38/40	45/48	48/52	48/53	48/55